



CALIFORNIA SLATE  
COMPANY

Genuine ASTM S-1 Premium Slate

# SLATE2

Genuine Slate. **Remarkably Lightweight.**  
Effortlessly Elegant.

At under 6 lbs. per square foot for standard applications, SLATE2™ often eliminates the need for costly structural reinforcement.



AUTHENTIC  
SLATE



LIGHTER  
WEIGHT



DESIGN  
FLEXIBILITY



FIRE  
RESISTANCE



UNMATCHED  
DURABILITY



ENDURING  
VALUE



ECO-  
FRIENDLY





Genuine ASTM S-1 Premium Slate

# SLATE2

## Discover the **SLATE2™** Difference Natural Lightweight Elegance.

**SLATE2** delivers the timeless beauty of natural slate with a modern, lightweight design. This innovative roofing system offers significant benefits for both aesthetic appeal and practical performance, providing a durable, sustainable, and design-flexible solution for your home.

### Why Choose **SLATE2™**?

- **Genuine Natural Slate:** Not an imitation – enjoy the authentic beauty of ASTM S-1 premium slate.
- **Incredibly Lightweight:** At under 6 lbs. per square foot for standard applications, **SLATE2™** often eliminates the need for costly structural reinforcement.
- **Enhanced Affordability:** Achieve the "world's finest roof" at a cost comparable to synthetic or imitation slate options.
- **Advanced Installation System:** Our innovative approach simplifies the process, making genuine slate accessible for new construction and re-roofing projects.
- **Timeless Aesthetic:** Maintains the traditional, distinctive look of a classic slate roof.

✓ **Lightweight Advantage, Unmatched Versatility:** **SLATE2™**'s remarkably light weight (under 6 lbs./sq. ft. for typical installations) often eliminates costly structural upgrades, making genuine slate accessible for both new construction and re-roofing, including cedar shake replacements.

✓ **Innovative Installation for Lasting Performance:** Our exclusive **SLATE2™** installation system, featuring a high-performance interlayer, provides superior weather and UV protection for up to 100 years, while also ensuring simple and cost-effective installation.

✓ **Aesthetics and Customization:** **SLATE2™** delivers authentic traditional slate aesthetics, surpassing other roofing products. Choose from a wide range of natural slate colors and textures, with endless design options from standard straight applications to rustic staggered appearances.



Experience the Ultimate Roofing Solution.  
Contact California Slate Company today to learn more about **SLATE2™** and request a quote.

[www.CalSlate.com](http://www.CalSlate.com)



View Technical  
Specifications



### SLATE2 COLORS



Del Castillo




Galcar Black




Sierra Gray



Vermont Gray



Vermont Gray-Green



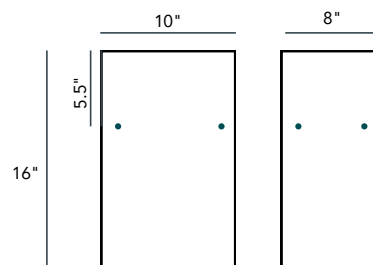
Brazillian Charcoal

Color representation is for reference only. Monitor variations may affect accuracy.  
Contact California Slate Company for accurate color samples before final selection.  
Please contact us for tile selection guidance.

### TECHNICAL SPECIFICATIONS:

- **Material:** Genuine ASTM S-1 Premium Slate
- **System Weight:**
  - 1/4" - 3/8" Slate: Under 6 lbs. per sq. ft.
  - 3/8" - 1/2" Slate: Under 9 lbs. per sq. ft.
- **Installation:** Patented Interlayerment System
- **Weather Barrier Durability:** Designed to protect for up to 100 years
- **Hail Impact:** Meets Class 3 & Class 4 standards (FM 4473)
- **Wind/Rain Resistance:** Exceeds 110 MPH (TAS 100 A, Dade County Protocol)
- **Fire Rating:** Achieves Class A with appropriate interlayerment (ASTM E-108)

### Traditional Slate Tile Sizes



While both offer the beauty of natural slate, traditional slate tiles come in various larger sizes and thicknesses, requiring more overlap in installation.

**SLATE 2** utilizes smaller, more uniform tiles combined with an interlayerment system, reducing overall weight and installation complexity.

### SLATE 2 Tiles

